



# Noah's Ark

A SET OF THEMED  
ACTIVITIES FOR KIDS

# Before you begin:

THIS PACKET IS DESIGNED TO BE USED AS A GUIDE FOR A WEEK OR TWO OF ACTIVITIES FOR YOU & YOUR KIDS! MY PRAYER IS THAT, THROUGH THESE ACTIVITIES, A LITTLE BIT OF NOAH'S STORY WILL BE WOVEN INTO THE DETAILS OF YOUR DAY AND THAT IT WILL HELP YOUR CHILD BECOME MORE IN TUNE WITH WHO GOD IS, HOW HE SPEAKS, AND HOW HE'S WITH US ALWAYS.

ALL CONTENT WAS CREATED WITH AGES ONE YEAR TO YOUNG ELEMENTARY IN MIND, BUT ALL ACTIVITIES CAN BE ADJUSTED TO ACCOMMODATE YOUNGER OR OLDER KIDDOS. PLEASE FEEL FREE TO EXPAND OR DELETE AS NEEDED TO FIT YOUR HOME AND CHILD!

MAY GOD'S PROMISES RING AND SING THROUGHOUT YOUR HOME!

# Memory Verse:

I HAVE SET MY RAINBOW IN THE CLOUDS, AND IT WILL BE THE SIGN OF THE COVENANT BETWEEN ME AND THE EARTH.

GENESIS 9:13

## Lesson Themes & Discussion Topics:

- GOD KEEPS HIS PROMISES.
- NOAH OBEYS GOD.

I HAVE SET MY RAINBOW IN THE  
CLOUDS, AND IT WILL BE THE  
SIGN OF THE COVENANT  
BETWEEN ME AND THE EARTH.

GENESIS 9:13



## Memory Verse Card:

PRINT AND PLACE IN A LOCATION  
WHERE YOU WILL SEE IT OFTEN!


Read:



Genesis 5:32-9:17

# Recommended Bibles/Books:


[JESUS STORYBOOK BIBLE: \(LINK\)](#)




[THE BEGINNER'S BIBLE: \(LINK\)](#)



[LIFT THE FLAP BIBLE: \(LINK\)](#)





Listen:




# VeggieTales Noah's Ark Sing-A-Long

## WAYS TO LISTEN:

BELOW ARE TWO FREE WAYS TO LISTEN TO THE SING-ALONG SONGS ABOUT NOAH'S ARK.  
(CONTENT MAY CONTAIN ADS IN BETWEEN SONGS.)

SPOTIFY:	<a href="#"><u>LISTEN ON SPOTIFY: CLICK HERE</u></a>
YOUTUBE:	<a href="#"><u>LISTEN ON YOUTUBE: CLICK HERE</u></a>

Play:



# Playtime Activities:

THE PLAY POSSIBILITIES ARE ENDLESS! LET YOUR AND YOUR KIDDO'S IMAGINATION TAKE YOU THROUGH A FUN AFTERNOON OF PLAY! HERE ARE A FEW IDEAS TO GET YOU STARTED!

## Water Play:

FILL THE TUB, A POOL, OR A BUCKET WITH WATER. USE BATH TOYS, BLOCKS, FIGURINES, OR WHATEVER TOYS FROM YOUR PLAY AREA TO ACT OUT THE STORY OF NOAH, TALKING AND ASKING QUESTIONS ALONG THE WAY!



## Nature Walk:

GO ON A NATURE WALK LOOKING FOR ANIMALS THAT WERE ON THE ARK (HINT: IT'S ALL OF THEM!). DISCUSS WHAT THE ARK MAY HAVE BEEN LIKE WITH ANIMALS OF ALL KINDS LIVING TOGETHER.

ANOTHER TOPIC OF DISCUSSION COULD BE THE WATER CYCLE! TAKE A CLOUD GAZING MOMENT AND TALK ABOUT HOW RAIN NOW HELPS THE EARTH FLOURISH AND HOW GOD PROMISED TO NEVER FLOOD IT AGAIN.

## Build:

USING ITEMS AROUND THE HOUSE (BONUS POINTS FOR RESUING SUPPLIES THAT MIGHT HAVE ENDED UP IN THE TRASH!), BUILD AN ARK FOR YOURSELF.

POSSIBLE SUPPLIES: ALUMINUM FOIL, PIPE CLEANERS, CRAFT STICKS, TISSUE BOXES, OATMEAL CYLINDERS, ETC.

# Playtime Activities:

THE PLAY POSSIBILITIES ARE ENDLESS! LET YOUR AND YOUR KIDDO'S IMAGINATION TAKE YOU THROUGH A FUN AFTERNOON OF PLAY! HERE ARE A FEW IDEAS TO GET YOU STARTED!

## Two By Two Matching

USING THE CARDS ON THE NEXT PAGESE: PRINT, CUT, LAMINATE IF DESIRED. PLAY TWO BY TWO MEMORY MATCH!

## Make a Sprinkler Rainbow

RAINBOWS ARE NATURALLY OCCURRING BUT CAN ALSO BE MADE WITH A WATER HOSE OR SPRINKLER! SIMPLY SPRAY YOUR SPRINKLER OR HOSE IN A FINE MIST AND HAVE YOUR CHILD LOOK AT IT FROM ALL ANGLES UNTIL RAINBOW IS VISIBLE. BONUS! YOU CAN ENJOY WATER PLAY ON A HOT SUMMER DAY!

## Animal Parade & Sounds

USING AS MANY FAMILY MEMBERS OR FRIENDS AS POSSIBLE: HAVE EACH PERSON MAKE A DIFFERENT ANIMAL SOUND AT THE SAME TIME WHILE WALKING OR CRAWLING AROUND. THIS IS A GREAT CONVERSATION STARTER TO TALK ABOUT WHAT THE ARK MAY HAVE SOUNDED LIKE WITH ALL OF THE ANIMALS ON BOARD AT ONCE!

# Playtime Activities:

THE PLAY POSSIBILITIES ARE ENDLESS! LET YOUR AND YOUR KIDDO'S IMAGINATION TAKE YOU THROUGH A FUN AFTERNOON OF PLAY! HERE ARE A FEW IDEAS TO GET YOU STARTED!

## Color Scavenger Hunt






USING THE MAT ON THE NEXT PAGES, GO ON A HUNT FOR ITEMS AROUND THE HOUSE OR YARD OF ALL DIFFERENT COLORS. COLLECT IN A BASKET AND SORT ON THE MAT.





## Sight Word Tracing







PRINT ATTACHED PAGES CONTAINING NOAH'S ARK THEMED SIGHT WORD TRACING. YOU CAN LAMINATE AND HAVE YOUR CHILD TRACE WITH A DRY ERASE MARKER, KEEP AS IS AND HAVE THEM TRACE WITH PENCILS, CRAYONS, OR MARKERS, OR LAY SMALL ITEMS ON TOP OF WORDS FOR OBJECT TRACING.

## Simon Says

SIMON SAYS IS AN OPPORTUNITY TO TALK ABOUT NOAH'S OBEDIENCE. PLAY SEVERAL ROUNDS OF SIMON SAYS, AND USE IT AS A JUMPING OFF POINT FOR CONVERSATION ABOUT OBEYING!

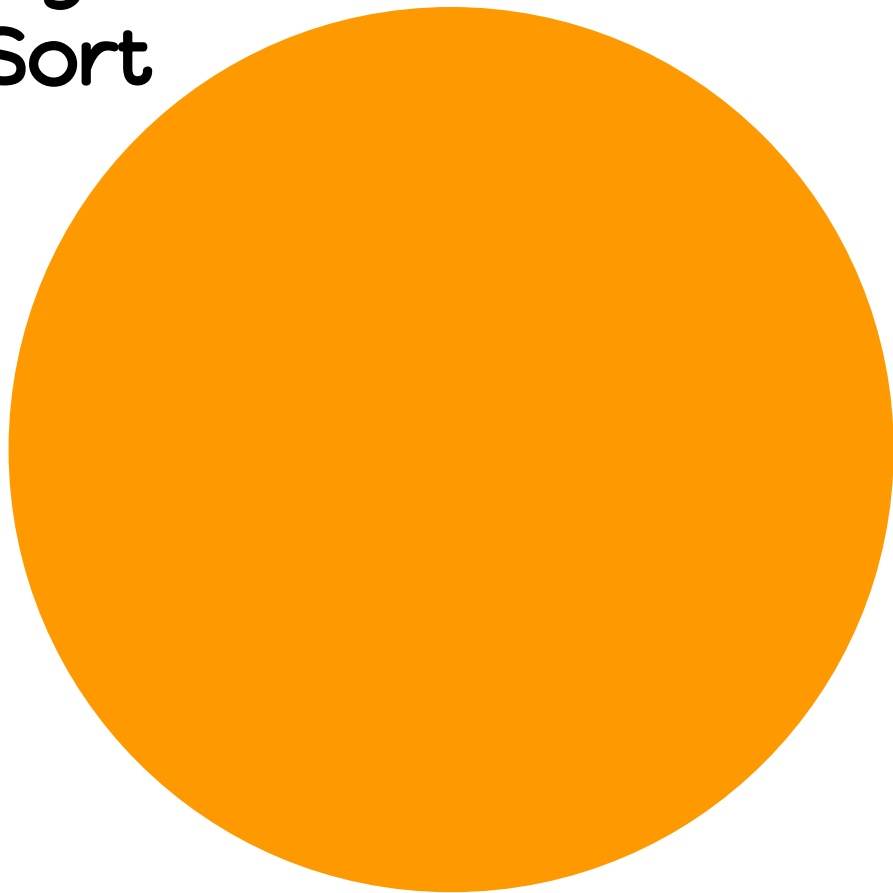














# Scavenger Hunt Sort









Red

Orange

Yellow

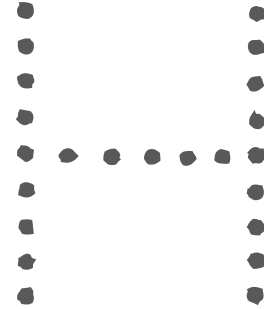



Green






Blue







Indigo

Violet

# Noah's Ark Tracing







AMMALS

RAMSES



PROPOSE

O

B

E

Y

R

E

D

O

R

A

M

S

E

YELLOWS

GREEN

B

L

U

E

R

M

V

D

S

E

O

WORLD

DOVE



Watch:

# VeggieTales Noah's Ark Movie:

## WAYS TO VIEW:

BELOW ARE VARIOUS WAYS TO STREAM OR PURCHASE THE  
VEGGIETALES NOAH'S ARK MOVIE:

## QUICK FACTS:

50 MINUTE RUN TIME  
RATED ALL

AMAZON PRIME DIGITAL RENTAL:	<a href="#">LINK TO DIGITAL RENTAL: CLICK HERE</a>	\$4.99 HD
AMAZON PRIME DIGITAL PURCHASE:	<a href="#">LINK TO DIGITAL PURCHASE: CLICK HERE</a>	\$9.99 HD
AMAZON DVD:	<a href="#">LINK TO AMAZON DVD: CLICK HERE</a>	\$9.99

# Create:





# Crafts:

THE CREATION POSSIBILITIES ARE ENDLESS! LET YOUR AND YOUR KIDDO'S IMAGINATION TAKE YOU THROUGH A FUN AFTERNOON OF CREATING! HERE ARE A FEW IDEAS TO GET YOU STARTED!

## Rainbow Painting:


DEPENDING ON THE AGE OF YOUR KIDDOS, YOU CAN MAKE THIS AS SIMPLE OR AS COMPLICATED AS NEEDED!:

-PLACE A PIECE OF CARDSTOCK WITH A FEW DROPS OF RAINBOW COLOR PAINT IN A GALLON SIZE ZIPLOCK BAG. SEAL TIGHTLY AND TAPE TO HIGH CHAIR OR FLOOR WITH PAINTERS TAPE. LET YOUR LITTLE ONE SMASH THE PAINT AROUND FOR MESS FREE ART!

-SPONGE PAINTING: PLACE A FEW DROPS OF VARIOUS COLOR PAINTS ON A SPONGE AND LET THEM SPONGE PAINT ON PAPER OR CANVAS.

-WATER COLOR PAINTS ARE A RELATIVELY MESS FREE WAY TO CREATE BEAUTIFUL RAINBOWS!

SUPPLIES: KID SAFE PAINT, PAPER OR CARDSTOCK, WATERCOLOR PAINTS, PAINTBRUSH, SPONGE



# Crafts:

THE CREATION POSSIBILITIES ARE ENDLESS! LET YOUR AND YOUR KIDDO'S IMAGINATION TAKE YOU THROUGH A FUN AFTERNOON OF CREATING! HERE ARE A FEW IDEAS TO GET YOU STARTED!

## Rainbow Making:

USING ITEMS AROUND THE HOUSE (BONUS POINTS FOR REUSING SUPPLIES THAT MIGHT HAVE ENDED UP IN THE TRASH!), CREATE RAINBOWS!

- CUT OR TEAR PAPER AND GLUE ONTO PAPER IN A RAINBOW SHAPE.
- MAKE A YARN HANGING BY CUTTING AND TYING STRINGS TO A WOODEN DOWEL IN THE ROYGBIV PATTERN.
- LAYER COLORED SAND OR SALT IN A JAR TO CREATE A RAINBOW.
- THREAD RAINBOW BEADS ONTO PIPE CLEANERS OR YARN TO MAKE BRACELETS.
- CUT OUT A RAINBOW SHAPE FROM CARDBOARD AND HAVE KIDDOS WRAP YARN AROUND, CHANGING COLORS TO CREATE A RAINBOW. FOR YOUNGER AGES, IT MAY HELP TO FILL IN THE COLOR ON THE CARDBOARD AND HAVE THEM MATCH THE YARN TO IT.

POSSIBLE SUPPLIES: CONSTRUCTION PAPER, OLD MAGAZINES, YARN, TISSUE PAPER, BEADS, PIPE CLEANERS, CARDBOARD, MARKERS

# Crafts:

THE CREATION POSSIBILITIES ARE ENDLESS! LET YOUR AND YOUR KIDDO'S IMAGINATION TAKE YOU THROUGH A FUN AFTERNOON OF CREATING! HERE ARE A FEW IDEAS TO GET YOU STARTED!

## Paper Plate Ark

TO MAKE THE ARK: KEEP ONE PAPER PLATE WHOLE AND CUT THE OTHER IN HALF. STAPLE, TAPE, OR GLUE THE HALF PLATE TO THE BOTTOM OF THE WHOLE PLATE TO CREATE AN OPEN ARK. (WILL BE CONVEX SHAPED) DECORATE AS DESIRED. THEN, ADD IN ANIMALS THAT YOUR CHILD DREW OR PRINT AND CUT THE ANIMALS FROM THE NEXT PAGE.

SUPPLIES NEEDED: 2 PAPER PLATES; TAPE, GLUE, OR STAPLER; MARKERS, PAINT, OR CRAYONS

## Flower Dyeing:

GATHER 7 CLEAR CONTAINERS: GLASSES, VASES, AND PLASTIC CUPS WILL DO! ADD SEVERAL DROPS OF FOOD COLORING, ONE COLOR PER CONTAINER. ADD IN ONE WHITE FLOWER SUCH AS A DAISY OR CARNATION. OVER THE NEXT FEW DAYS, WATCH AS THE ONCE WHITE FLOWER TURNS THE COLOR OF THE WATER. THIS IS A GREAT OPPORTUNITY TO TALK ABOUT PLANTS' BASIC NEEDS!

SUPPLIES NEEDED: 7 CLEAR VASES, FOOD COLORING, 7 WHITE FLOWERS

# Crafts:

THE CREATION POSSIBILITIES ARE ENDLESS! LET YOUR AND YOUR KIDDO'S IMAGINATION TAKE YOU THROUGH A FUN AFTERNOON OF CREATING! HERE ARE A FEW IDEAS TO GET YOU STARTED!

## Stone Story Retelling






USING FLAT STONES (POSSIBLY FOUND ON YOUR NATURE WALK!), PAINT SMALL ICONS FROM THE STORY ON THEM. LET DRY, THEN USE THEM TO RETELL THE STORY. (FOR EXAMPLE: ONE ROCK WOULD HAVE A RAINBOW, ONE THE SUN, ONE THE ARK, ETC.). STONES CAN BE DECORATED AS SIMPLY OR AS DETAILED AS DESIRED!

SUPPLIES NEEDED: FLAT STONES, PAINT MARKERS OR PAINT WITH SMALL PAINT BRUSH


## Handprint Dove

TRACE YOUR KIDDO'S HAND (WITH FINGERS SPREAD OUT) ON A SHEET OF WHITE PAPER AND DEPENDING ON THE AGE OF YOUR CHILD, THEY CAN CUT IT OUT OR YOU CAN. ON THE THUMB, ADD A BEAK AND AN EYE. IF DESIRED, CREATE AN OLIVE BRANCH FROM PAPER AND ATTACH TO THE BEAK. DURING THIS CRAFT, YOU CAN TALK ABOUT HOW NOAH MUST HAVE FELT WHEN HE SENT THE DOVE OUT EACH TIME.

SUPPLIES NEEDED: WHITE PAPER, PENCIL, SCISSORS, CRAYONS OR MARKERS



Eat:



# Snacks:

BELOW ARE SUGGESTIONS FOR NOAH THEMED SNACKS: PLEASE ADJUST AS NEEDED BASED ON AGE AND ALLERGIES. THESE SNACKS CAN ALSO BE PREPARED BY AN ADULT OR WITH KIDDOS UNDER ADULT SUPERVISION!

## Banana Boats

PEEL A BANANA AND CUT IT LENGTHWISE. FILL WITH A NUT BUTTER OR SPREAD OF YOUR CHOICE AND TOP WITH ANIMAL CRACKERS. THIS MIMICS THE ARK!

SUPPLIES NEEDED: BANANA, NUT BUTTER, ANIMAL CRACKERS

## Rainbow Sticks

TAKING A PRETZEL STICK IN HAND, CAP WITH A MINI MARSHMALLOW. THREAD ON RAINBOW FRUIT RING CEREAL IN WHATEVER PATTERN DESIRED, AND CAP OTHER END WITH ANOTHER MINI MARSHMALLOW.

SUPPLIES NEEDED: FRUIT RING CEREAL, PRETZEL STICKS, MINI MARSHMALLOWS

# Snacks:


BELOW ARE SUGGESTIONS FOR NOAH THEMED SNACKS: PLEASE ADJUST AS NEEDED BASED ON AGE AND ALLERGIES. THESE SNACKS CAN ALSO BE PREPARED BY AN ADULT OR WITH KIDDOS UNDER ADULT SUPERVISION!

## Rainbow Pasta

- BOIL NOODLES ACCORDING TO DIRECTIONS ON PACKAGING. AFTER COOKING, DRAIN PASTA IN COLANDER.
- FOR EACH COLOR DESIRED, MIX A LARGE SPLASH OF WATER AND 20 DROPS OF FOOD COLORING IN A GALLON SIZE RESEALABLE BAG.
- DIVIDE COOKED NOODLES INTO BAG WITH AS MANY COLORED AS DESIRED, HAVING ONE BAG PER COLOR.
- SEAL AND SHAKE, TRYING TO MAKE SURE THE COLOR GETS ON ALL NOODLES.
- ONE BAG AT A TIME, RETURN TO COLANDER AND RINSE EXTRA WATER AND COLOR OFF.
- COMBINE INTO BOWL OR KEEP SEPARATED.
- TOP WITH SAUCE OF YOUR CHOICE AND ENJOY!

SUPPLIES NEEDED: DRIED PASTA OF CHOICE, FOOD COLORING, WATER, GALLON SIZE RESEALABLE BAG, WATER, SAUCE IF DESIRED (FOR TASTE)

-BONUS: THIS ACTIVITY CAN BE TURNED INTO A SENSORY BIN INSTEAD OF SNACKS!





# Snacks:

BELOW ARE SUGGESTIONS FOR NOAH THEMED SNACKS: PLEASE ADJUST AS NEEDED BASED ON AGE AND ALLERGIES. THESE SNACKS CAN ALSO BE PREPARED BY AN ADULT OR WITH KIDDOS UNDER ADULT SUPERVISION!

## Rainbow Fruit Skewers

AFTER WASHING AND SLICING FRUIT (STRAWBERRIES IN HALF OR QUARTERS, PINEAPPLE AND CANTALOUPE IN CHUNKS), SLIDE ON SKEWER IN THE FOLLOWING ORDER:

STRAWBERRY, CANTALOUPE, PINEAPPLE, GREEN GRAPE, BLUEBERRY, PURPLE GRAPE


SUPPLIES NEEDED: WOODEN SKEWERS, GREEN & PURPLE GRAPES, STRAWBERRIES, BLUEBERRIES, PINEAPPLE, CANTALOUPE

## Lion Veggie Tray

IN A SMALL BOWL, SCOOP DESIRED VEGGIE DIP. TO CREATE A LION FACE, PLACE TWO ROUND CRACKERS WITH OLIVE SLICES ON TOP AS EYES. USE THIN SCALLIONS TO CREATE WHISKERS AND USE WHATEVER VEGGIE PIECE YOU WANT AS A NOSE.. PLACE BOWL IN THE CENTER OF A PLATTER.

CUT UP ALL VEGGIES INTO FRY SHAPE AND SIZE PIECES. PLACE VEGGIES ALL AROUND "FACE" TO CREATE THE MANE. SERVE AND ENJOY!

SUPPLIES NEEDED: BELL PEPPERS IN ORANGE, YELLOW, AND RED; CARROTS; VEGGIE DIP OF CHOICE, TWO ROUND CRACKERS, TWO OLIVE SLICES, THIN GREEN ONION; SMALL BOWL; PLATTER



Serve:

# Serve:

SERVING OTHERS IS AN AMAZING OPPORTUNITY TO BRING GOD'S LOVE TO OTHERS! BELOW ARE SEVERAL SUGGESTIONS OF THEMED SERVE PROJECTS, BUT A QUICK LOOK AROUND YOUR COMMUNITY WILL YIELD NEW IDEAS FOR YOU AND YOUR KIDDOS!

## Animal Shelter Volunteer

CONTACT YOUR LOCAL ANIMAL SHELTER AND SPEAK WITH THEM ABOUT THE BEST WAY TO HELP THEM! IT COULD BE HOSTING AN ANIMAL FOOD DRIVE, CLEANING PENS, OR WALKING DOGS.

## Neighbor Rainbow Treats

BAKE UP YOUR FAVORITE BATCH OF CUPCAKES, COOKIES, OR TREATS AND DECORATE WITH A RAINBOW THEME.. ATTACH THE TAG FOUND ON THE NEXT PAGE AND PASS OUT TO NEIGHBORS AND FRIENDS!

SUGGESTIONS: FRUITY PEBBLES MARSHMALLOW TREATS, CUPCAKES WITH RAINBOW DECORATIONS, FRUIT BOWL

SUPPLIES NEEDED: TREATS OF CHOICE IN CONTAINER, ATTACHED TAGS, RIBBON



The rain came down  
And Noah built the ark.  
Two of each were there  
Including ones that bark.

So here is a treat  
Red, orange, yellow, green, & blue  
God keeps his promises  
To me and to you!



The rain came down  
And Noah built the ark.  
Two of each were there  
Including ones that bark.

So here is a treat  
Red, orange, yellow, green, & blue  
God keeps his promises  
To me and to you!



The rain came down  
And Noah built the ark.  
Two of each were there  
Including ones that bark.

So here is a treat  
Red, orange, yellow, green, & blue  
God keeps his promises  
To me and to you!

# Credits:

IMAGES:

